

Form and Color

Introduction


Form and Color is a board game for 2 players where they need to use squares to form different geometric figures of the specified by the cards acquired of the deck.

Goal

Get the most number of cards in the end of the game.

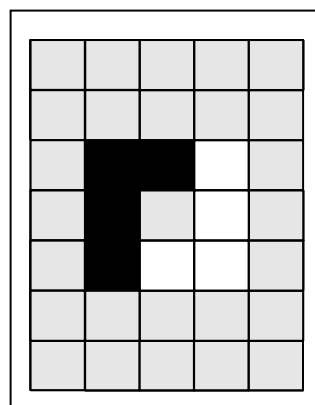
How to Play

The game is performed on a board of 9x9 spots, with a circle in the middle square.



The deck of the game has 20 cards and it should be positioned in a visible place to both players and next to the board.


Players must set the initials squares around the center of the board parts in accord to the figure below.




The game squares should be positioned close to the players who will use them.

Each player at the start of your turn draws a card and must play in accord to the requirement presented, which can be:

- Form: place the squares diagonally to a piece of the same color, also following the format contained in the card. Example:



- Color : place the squares beside a square of the same color, also following the format contained in the card . Example:



The game ends when there is no possibility for both players play. At this time the cards should be counted, whoever has more cards wins.

Rules

1. When a player fails to place the squares in the format of the figure of the drawn card, he ends his turn and the card goes to the discard pile faced up.
2. The player cannot change position of the squares played in previous rounds.
3. If both players have the same number of cards after all possible moves have been made, the match ends without a winner.